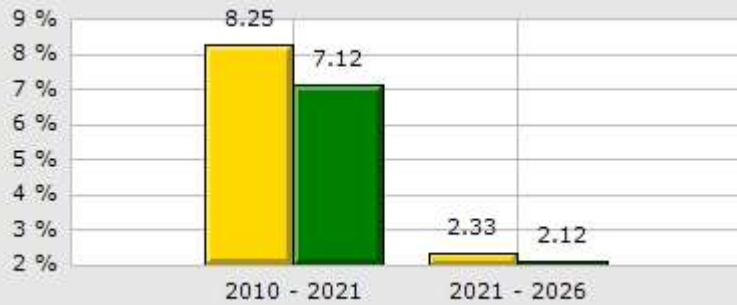


Palm Harbor Professional Center
36310-36472 Us Hwy 19 N, Palm Harbor, FL 34684

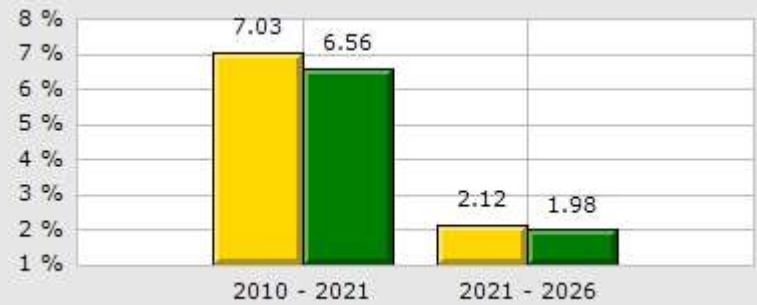
Type: **Class B Office/Medical**
County: **Pinellas**

1 Mile
County

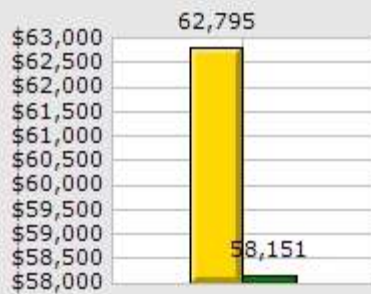
Population Growth



Household Growth



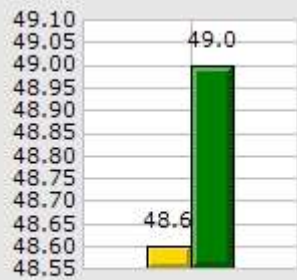
2021 Med Household Inc



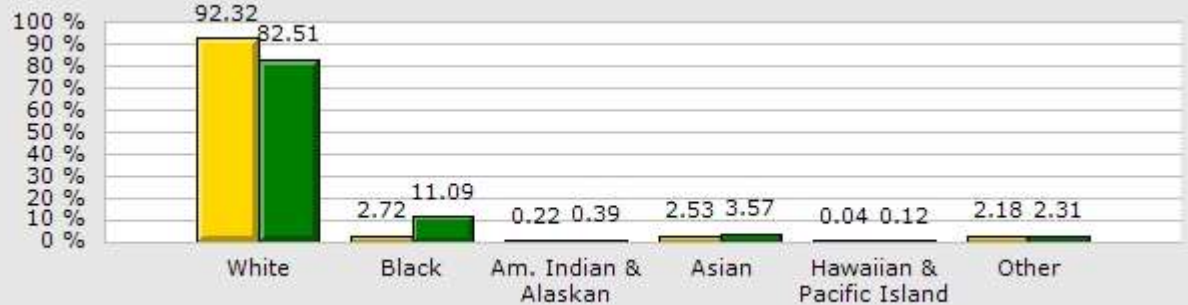
2021 Households by Household Income



2021 Median Age



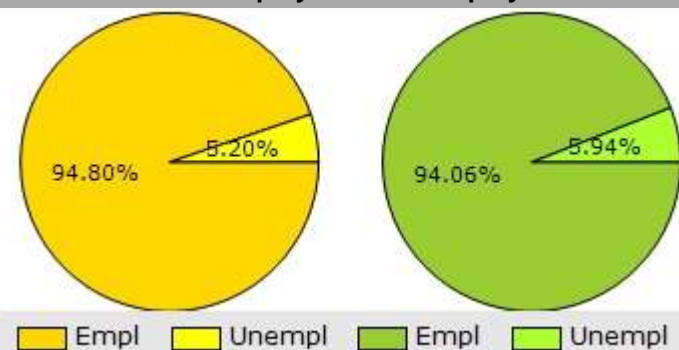
2021 Population by Race



2021 Renter vs. Owner



2021 Employed vs. Unemployed



Demographic Market Comparison Report

1 mile radius

Palm Harbor Professional Center
 36310-36472 Us Hwy 19 N, Palm Harbor, FL 34684

Type: **Class B Office/Medical**
 County: **Pinellas**

	1 Mile		County	
Population Growth				
Growth 2010 - 2021	8.25%		7.12%	
Growth 2021 - 2026	2.33%		2.12%	
Empl	5,090	94.80%	455,504	94.06%
Unempl	279	5.20%	28,750	5.94%
2021 Population by Race				
	10,051		980,636	
White	9,279	92.32%	809,147	82.51%
Black	273	2.72%	108,784	11.09%
Am. Indian & Alaskan	22	0.22%	3,868	0.39%
Asian	254	2.53%	34,992	3.57%
Hawaiian & Pacific Island	4	0.04%	1,172	0.12%
Other	219	2.18%	22,673	2.31%
Household Growth				
Growth 2010 - 2021	7.03%		6.56%	
Growth 2021 - 2026	2.12%		1.98%	
Renter Occupied	1,607	33.72%	145,968	32.91%
Owner Occupied	3,159	66.28%	297,518	67.09%
2021 Households by Household Income				
	4,764		443,486	
Income <\$25K	678	14.23%	84,249	19.00%
Income \$25K - \$50K	1,209	25.38%	106,138	23.93%
Income \$50K - \$75K	853	17.91%	77,656	17.51%
Income \$75K - \$100K	760	15.95%	60,119	13.56%
Income \$100K - \$125K	475	9.97%	37,611	8.48%
Income \$125K - \$150K	265	5.56%	22,974	5.18%
Income \$150K - \$200K	258	5.42%	24,214	5.46%
Income \$200K+	266	5.58%	30,525	6.88%
2021 Med Household Inc	\$62,795		\$58,151	
2021 Median Age	48.60		49.00	